

AI power plays

INSIDER TIPS TO GET THE MOST FROM TRANSCRIPT GENIUS



STENO

CONTENTS

- 01** Introduction & Meet Our Expert
- 03** Transcript Genius Features
- 05** AI Power Play 1: Master the Summary
- 08** AI Power Play 2: Prompt Writing 101
- 14** AI Power Play 3: Contextual Analysis
- 17** AI Power Play 4: Deposition Prep
- 19** AI Power Play 5: Creative Narratives
- 21** Conclusion



OVERVIEW

TRANSCRIPT GENIUS IS STENO'S AI-POWERED TRANSCRIPT ANALYSIS TOOL, DESIGNED TO STREAMLINE YOUR LITIGATION WORKFLOW.

It's not just another tech novelty—it's a practical solution to the time-consuming task of transcript review.

What does it do?

Simply put, Transcript Genius allows you to:

- Chat with your transcripts
- Generate custom summaries
- Analyze multiple depositions simultaneously

The best part? It's included at no additional cost with Steno's services. This guide will walk you through how to leverage Transcript Genius effectively, from basic functions to advanced techniques.

Our goal is to help you save time, uncover key insights, and strengthen your case strategy. Let's get started with making your transcript analysis smarter, not harder.

Meet Our Expert

Joe Stephens is an experienced attorney with a passion for leveraging technology to enhance legal practice, spending many hours honing his Transcript Genius skills.

“No question about it. It’s going to make the best lawyers even better like it will allow them to do way more things more quickly, guide them directly and more convincingly across a whole host of questions, concerns, thoughts, ideas.”

—Joe Stephens, Transcript Genius Expert





His experience in representing indigent clients in rural Texas has pushed him to maximize the tool's capabilities, using it to efficiently extract key insights, identify case strengths and weaknesses, and translate complex legal concepts into compelling narratives for juries and non-legal audiences.

Joe's proficiency with Transcript Genius, combined with his background in legal education, makes him uniquely positioned to provide practical insights into its application in real-world legal scenarios. His approach to using Transcript Genius demonstrates how attorneys can leverage AI to strengthen arguments, find weaknesses in their case and surface insights they might have missed.



Key Features

Customized Summaries



Generate *unlimited* customized summaries of transcripts. Adjust the length, detail, and focus to create concise, yet comprehensive, overviews.

Interrogate, Analyze and Go Deeper



Refine Transcript Genius' responses in real-time. Ask follow-up questions, get updated summaries, or explore specific points for a deeper analysis. This iterative approach uncovers critical details and connections often missed in traditional reviews, enhancing your case strategy.

Multi-Transcript Analysis



Analyze and synthesize information across multiple transcripts simultaneously for a comprehensive review of your case. Uncover contradictions, inconsistencies, and critical evidence.

Linked Citations



Instantly verify Transcript Genius responses against the original transcript with clickable page-line citations.

Upload Transcripts



You can upload .txt transcripts that aren't in your Firm Dashboard to analyze them at no extra cost.

No Extra Cost



Transcript Genius is part of Steno's suite of tools that are available to use for every customer. No hidden or extra charges for summaries, special features or anything else.

book your ✦
Transcript
✦
GeniusTM

demo today

steno.com/genius

Rapid Recap:

The Art of the **Summary**

AI POWER PLAY #1 | MASTER THE SUMMARY

Transcript Genius puts you in control of your deposition data. It's not just about condensing information—it's about extracting exactly what you need, when you need it. You're not just summarizing, you're transforming raw testimony into strategic insights that can help you make your case. Here are seven examples and sample prompts to inspire you.



USE CASES

01

QUICK OVERVIEW

Generate brief summaries to get a rapid understanding of the transcript's key points.

02

DETAILED ANALYSIS

Create full-length summaries with page and line numbers for comprehensive review.

03

TOPIC-SPECIFIC

Focus on particular subjects within the testimony (e.g., damages, liability, timeline of events).

04

TIMELINE CREATION

Generate chronological summaries of events based on one or more testimonies.

05

KEY ADMISSIONS

Ask Transcript Genius to generate a list of all crucial admissions made by deponents.

06

EVIDENCE LISTS

Generate a comprehensive list of evidence mentioned or discussed in the testimony.

07


CROSS-EXAMINATION PREP

Generate summaries to identify key points and prepare targeted questions for future depositions or witness examinations

SAMPLE PROMPTS

Summarize this transcript succinctly, highlighting key strengths and weaknesses.

I'm a plaintiff. Create a summary of all testimony that could be beneficial to our client.



Summarize the witness's account of events in chronological order.

Create a summary of missed opportunities or areas that require further investigation based on this deposition.

MULTI-DEPOSITION: Summarize how these experts' opinions compare and contrast. Make a list of the key differences.

Get Started:

Prompt Writing 101

AI POWER PLAY #2 | PROMPT WRITING

Crafting effective prompts for Transcript Genius is about asking the right questions to uncover case-changing insights. By honing these skills, you're not just interacting with AI—you're sharpening a powerful tool in your legal arsenal.

These tips will help you transform raw testimony into strategic gold, strengthening your arguments and uncovering hidden insights, time and time again. The best part is, the more time you spend writing prompts, the better you get at it.



Be Specific & Unambiguous

Keep it simple and straightforward. Transcript Genius relies on you to provide the context and guardrails for each request or question.

Use plain language and avoid ambiguity, but more importantly, be specific. The more precise your prompt, the more accurate and useful the response.

Instead of asking "What happened?", try "What did the witness say about the accident on Main Street on June 15, 2023?"

Clarify the formatting

Specify how you want the information presented. If you don't, Transcript Genius will revert to its default setting and decide how to format it instead,

Do you need a bullet point list, a detailed paragraph? Ask for it!

For instance: "Provide a bullet-point list of key admissions made by the defendant, including page and line numbers for each."

Contextualize

Most people who have had bad experiences with AI didn't understand how it works. The

quality of its output mirrors the quality of your input.

Help Transcript Genius do its job by providing background information, such as include relevant case details or legal parameters.

For example: "Compare how these witnesses described the car accident in question. Highlight any inconsistencies, and provide a list of questions I can ask each that exposes their weaknesses."

Ask One Question at a Time

Avoid asking multiple questions in a single prompt. Break complex queries into smaller, focused prompts for clearer results.

Iterate and Refine

Your first prompt is definitely not your last prompt! Follow up if the initial response isn't quite what you need, ask for clarification or more details. Remember, Transcript Genius is a thought partner, not an oracle: it doesn't know everything about your case from the get-go. So, don't be afraid to correct it and push it to go further with context and questions.

Sample Interrogation

Learn how to refine your Transcript Genius prompts to extract more valuable insights from depositions. This example shows how to progress from general to specific inquiries in an employment law case, uncovering key information and strategic advantages.

Each step includes a brief goal statement and a sample prompt. Use this approach to maximize Transcript Genius's effectiveness and obtain targeted, actionable information for your case.

By following this progression, you can dive deeper into the transcript, uncovering crucial details and strategic insights that may significantly impact your case preparation and strategy.

Meet The Lawyer

Sue Pena is an employment attorney preparing for a deposition in a wrongful termination case, analyzing the testimony of the company's HR director who handled the plaintiff's dismissal.



STEP	GOAL	PROMPT
1	Generate an overview of a deposition	Summarize the deposition of the HR director regarding the plaintiff's termination.
2	Extract key facts about the termination	Provide a detailed summary of the HR director's testimony regarding the company's termination procedures and how they were applied in the plaintiff's case.
3	Compare HR director's testimony with company policies	Extract the HR director's key statements about the termination process and compare them with the company's written policies. Include page and line citations.
4	Identify potential policy violations	Analyze the HR director's testimony for any statements that suggest deviations from standard procedures or potential violations of employment law. Note any alternative explanations offered.
5	Identify areas for further investigation	Based on the HR director's testimony, what are the strongest points supporting the plaintiff's wrongful termination claim? Conversely, what aspects of the testimony could the defense use to justify the termination?

STEP	GOAL	PROMPT
6	Identify future care and costs	Summarize any gaps or inconsistencies in the HR director's testimony about the termination process. Include recommendations for additional documents to request or witnesses to depose.

NOW IT'S *YOUR* TURN

Sue Pena has just finished deposing the company's CEO in her client's wrongful termination case. As she prepares to analyze the transcript, she knows that extracting key information efficiently is crucial for building a strong case.

Below are the prompts Sue uses, presented in a mixed order. Read through these prompts and determine the best sequence for refining the transcript analysis. This exercise will help you develop your prompt refinement muscle and get the most out of Transcript Genius.

Answers: You can find the solution to the exercise below on the last page of this guide.

STEP

PROMPT

List necessary follow-up questions, areas requiring clarification, and any additional evidence or witness testimonies needed to support or challenge the CEO's account. Include any potential subpoenas for emails, performance reviews, or company policy documents.

Extract the CEO's statements about the company's termination procedures and the specific reasons for the plaintiff's dismissal. Detail their described actions before, during, and after the termination process.

Based on the CEO's testimony, what are the strongest points supporting the plaintiff's wrongful termination claim? What are potential weaknesses or arguments the defense might use to justify the termination?

Identify any inconsistencies, uncertainties, or qualified statements in the CEO's testimony. Compare this with the plaintiff's account and any available HR documents or witness statements, noting corroborations and discrepancies.

Summarize the CEO's knowledge and involvement in the company's anti-discrimination policies, employee handbook, and any recent updates to these documents that may be relevant to the case.

Elevate Your Case:

Contextual Analysis

AI POWER PLAY #3 | CONTEXTUAL ANALYSIS

In the realm of legal AI, context is the foundation upon which game-changing insights are built. Mastering contextual analysis with Transcript Genius is like handing the AI a roadmap to your case's most crucial waypoints. It's not about feeding more data; it's about strategically guiding the AI's focus to unearth the key points hidden within volumes of testimony.

By framing your inquiries with precision, you're not just asking questions—you're sculpting the lens through which Transcript Genius views your case.

This skill transforms the tool from a clever assistant into a formidable ally for any lawyer

As you refine your approach, you'll find yourself uncovering connections, inconsistencies, and opportunities that might otherwise remain buried in the noise of raw deposition data.

The art of contextual analysis is your key to unlocking Transcript Genius's full potential, turning every interaction into a chance to strengthen your case and outmaneuver the opposition. Here's how:

01

SET THE STAGE

Before asking specific questions, provide Transcript Genius with essential background information. This context helps the AI understand the lens through which it should analyze the deposition. Here's what to include:

- **Clarify Your Role:** Tell the AI what your role is and what you're doing. For example, "I represent the plaintiff and I'm preparing for trial..."
- **Case Type:** Specify if it's a personal injury, contract dispute, medical malpractice, etc.
- **Your Legal Theory:** Outline your main argument or strategy for the case.
- **Key Disputed Facts:** Highlight the central points of disagreement between parties.
- **Relevant Laws or Precedents:** Mention any specific statutes or case law crucial to your argument.

02

FOCUS THE LENS

Once you've set the stage, direct Transcript Genius to concentrate on particular aspects of the case. This helps the AI filter the testimony for the most relevant information. You might ask it to focus on:

- **Liability Arguments:** Analyze testimony for evidence supporting or refuting fault.
- **Damage Calculations:** Identify statements relevant to quantifying damages.
- **Witness Credibility:** Examine inconsistencies or factors affecting witness reliability.
- **Timeline Discrepancies:** Look for conflicts in the sequence of events as described by different witnesses.

03

SPECIFY YOUR NEEDS


Tell the AI exactly what you're after. For example:

1. Contradiction analysis
2. Support for specific arguments
3. Potential weaknesses in testimony
4. Areas needing further investigation

SAMPLE PROMPTS

Based on *[specific legal requirements/statutes/case law]*, how does this witness's testimony align with or deviate from the legal standard?"

Highlight any testimony that could potentially violate *[specific rule of evidence]*. The rule is *[insert rule]*.



(Feed it Rules of Evidence) Based on this rule of evidence, what questions could I ask this witness to challenge the admission of his testimony?

These are the training requirements for this facility *[insert training requirements]*. Based on these, how does this witness' testimony hold up?

Identify statements in the testimony that directly address elements of *[specific cause of action]*. The elements are *[insert elements]*

Smarter Strategy:

Deposition Prep with AI

AI POWER PLAY #4 | DEPOSITION PREP

In the high-stakes world of litigation, your expertise and strategic thinking are paramount. Transcript Genius serves as a powerful aid, streamlining your preparation process and providing valuable insights to inform your strategy. This tool rapidly processes large volumes of testimony, helping you identify patterns and potential areas of focus more efficiently.

As you craft your deposition strategy, Transcript Genius assists by quickly surfacing relevant information from past depositions.

It helps you anticipate potential responses and objections, allowing you to refine your questioning approach.

Think of it as a sophisticated research assistant, providing you with organized, pertinent data to support your decision-making.

In the following examples, we'll show you how to integrate this tool into your workflow, enhancing your ability to prepare thoroughly and conduct depositions effectively.

USE CASE

UNCOVER PATTERNS & GAPS:
Use Transcript Genius to analyze related depositions, uncovering patterns and gaps in testimony you might have missed.

BUILD A STRONGER NARRATIVE:
Use AI insights to reinforce your case narrative.

ANTICIPATE OPPOSITION:
Have Transcript Genius simulate potential responses from upcoming deponents based on previous testimony.

CRAFT TARGETED QUESTIONS:
Generate a list of high-impact questions tailored to each witness's background and previous statements.

IDENTIFY KNOWLEDGE GAPS:
Pinpoint areas where witnesses have shown uncertainty or lack of knowledge.

SAMPLE PROMPT

Identify any missing documents or evidence mentioned by the witness that we should request or subpoena.

Identify recurring patterns or motifs in the testimonies that could be developed into a central theme for our case.

I want to cross-examine both of these defense experts at trial in a way that exposes the weaknesses of their deposition testimony. What should I ask each of them?

Suggest a sequence of questions that could lead this witness to support our case theory that [insert theory].

Create a list with citations of all instances where the witness used phrases indicating uncertainty (e.g., 'I don't know', 'I'm not sure', 'I don't remember').

Turn Legal Jargon into Relatable Stories

AI POWER PLAY #5 | CREATIVE NARRATIVES

As a lawyer, you're fluent in legalese, but your jury isn't. Transcript Genius helps you bridge that gap, turning complex legal concepts into relatable stories that resonate with jurors and non-legal audiences.

- Translate complex legal concepts into everyday language
- Craft compelling opening and closing statements
- Develop relatable themes and analogies for your case
- Prepare juror-friendly questions

STEP-BY-STEP BREAKDOWN

1. Input your case details and depositions.
2. Use creative prompts to generate ideas.
3. Refine and expand on the AI's suggestions.
4. Apply the insights to your case strategy.

Insider Tips from the Expert

Start broad, then refine:

Begin with general requests for analogies, then narrow down to specific aspects of your case.

Use the "explain like I'm 10"

approach for particularly complex concepts.

Ask for multiple options:

Generate several analogies or themes to choose from.

Test your phrasing:

Use Transcript Genius to simulate juror comprehension.


Request clarification and ask

more probing questions as you progress.

SAMPLE PROMPTS

Based on these depositions, what key points could I make during my opening statement at trial?

Suggest metaphors or analogies from the deposition that could help simplify the complex concept of [insert concept] for the jury.



These witnesses appear to not answer the questions they're asked. What strategies can I employ (including specific questions) to hold their feet to the fire?

Identify potential juror biases we should be aware of based on the subject matter of these testimonies.

I am the defense attorney trying to show that [insert topic]. Identify potential counterarguments the opposition might make based on our witnesses' testimonies.

CONCLUSION

NOW IT'S TIME TO PUT THESE AI POWER PLAYS INTO PRACTICE. YOUR NEXT CASE, YOUR NEXT DEPOSITION, YOUR NEXT TRIAL PREP SESSION – THESE ARE ALL UNIQUE OPPORTUNITIES TO LEVERAGE THIS TOOL FOR CASE-WINNING INSIGHTS.

Remember, Transcript Genius isn't just another AI novelty. It's a practical, powerful ally in your legal arsenal, ready to help you work smarter, not harder. And the best part? It's already at your fingertips, included at no extra cost with your Steno services.

So don't wait. Log into your Steno dashboard today. Upload a transcript. Start a conversation with your AI assistant. Ask it a question you've been puzzling over. Generate that summary you've been putting off.

The more you use Transcript Genius, the more proficient you'll become. And with each interaction, you're sharpening your strategic edge, uncovering insights you might have missed, and freeing up valuable time to focus on what truly matters: advocating for your clients.

“Don't just use Transcript Genius for the unlimited summaries – engage with it. Ask it the tough questions you'd hesitate to ask a colleague. Push its limits, and you'll find yourself pushing the boundaries of your own legal strategy. It's in this back-and-forth, this digital dialogue, where game-changing insights often emerge.”

—Joe Stephens, Transcript Genius Expert



book your ✦
Transcript
✦
GeniusTM
demo today

steno.com/genius

THE SOLUTION TO THE PROMPT WRITING EXERCISE IS 2, 4, 5, 3, 1

Founded on the simple idea that deposition services shouldn't be an obstacle when trying to win a case, Steno is at the forefront of the court reporting and legal technology industries. Steno focuses on providing attorneys with innovative tools and options that overcome the technological and financial hurdles that arise when proving a case. As a partner in the pursuit of justice, Steno understands the unique challenges faced by legal professionals and is committed to delivering practical, impactful solutions.

To learn more about Steno or to request information about its services, visit steno.com